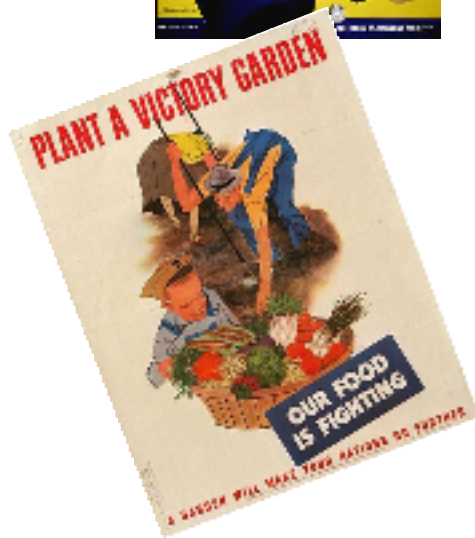



The Homefront in World War II





- What are key symbols in this visual?
- What is the meaning of the text in this visual?
- What does this visual tell you about the Homefront during WW II?

Converting industry to war production



- 1942 Roosevelt created War Production Board
- purpose was to convert domestic industries to war production
- factories switched from producing cars and consumer goods to uniforms, bombs, tanks, and aircraft.



- What are key symbols in this visual?
- What is the meaning of the text in this visual?
- What does this visual tell you about the Homefront during WW II?

Women move into factory work



- over 15 million Americans entered military
- women took over factory jobs left by men
- “Rosie the Riveter”
- big increase in African-American women working in shipyards and defense plants



- What are key symbols in this visual?
- What is the meaning of the text in this visual?
- What does this visual tell you about the Homefront during WW II?

Financing the war and controlling prices



- 40% of war effort paid by taxes - federal income tax established
- remainder of war was financed through selling government bonds
- government also sought to control rising prices (inflation) through Office of Price Administration




- What are key symbols in this visual?
- What is the meaning of the text in this visual?
- What does this visual tell you about the Homefront during WW II?

Planting Victory Gardens



- 1941 government asked Americans to grow their own vegetables
- farmers were busy feeding troops
- “victory gardens” eventually produced 40% of all vegetables grown during war



- What are key symbols in this visual?
- What is the meaning of the text in this visual?
- What does this visual tell you about the Homefront during WW II?

Conserving raw materials



- citizens volunteered to collect newspaper, rubber, scrap metal, aluminum, tin cans etc.
- these materials were used by the government to provide war materials



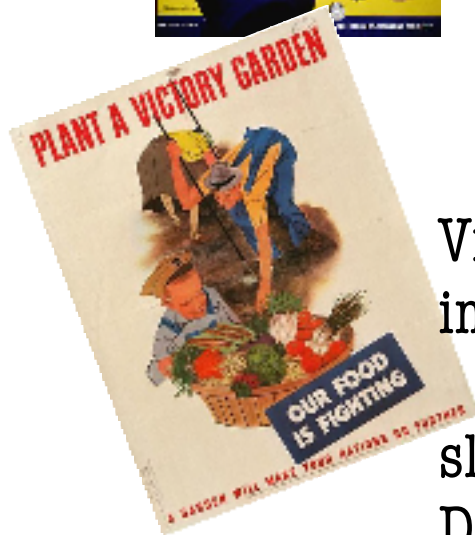
- What are key symbols in this visual?
- What is the meaning of the text in this visual?
- What does this visual tell you about the Homefront during WW II?

Rationing food and gasoline



- Office of Price Administration rationed goods for citizens
- each family given ration coupons for meat, butter, and gasoline
- ration stamps were based on the number of people in each family

The Homefront in World War II



Visuals from google.com
image search

slideshow and text by
Dave Forrest - 2004

